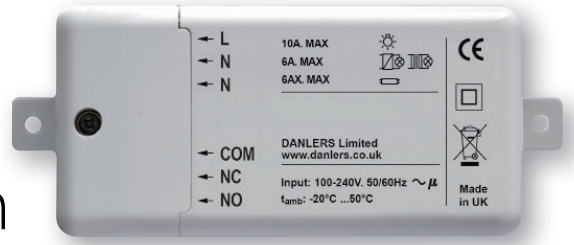


MYMESH-RELAYVF

Volt Free Relay for use with Mymesh controls

Input: 100-240 Vac 50/60Hz

mymesh



PLEASE READ THESE INSTRUCTIONS BEFORE INSTALLING THE PRODUCT

NOTE: MYMESH-RELAYVF is only compatible to work on the Mymesh Gen2 and Gen3 Platform.

MYMESH-RELAYVF is designed for use with other Mymesh enabled controls for switching lighting loads (or other connected loads).

INSTALLATION

To be installed by a competent person with reference to BS 7671 or equivalent local standards. If in doubt consult a qualified electrician.

- Plan where the MYMESH-RELAYVF is to be located Switch off supply and check for hidden cables and pipes.
- The MYMESH-RELAYVF should be connected as shown in diagram 1:

L - Live in.
N - Neutral in.
N - Neutral in.
COM - Volt free (Common contact).
NC - Volt free (Normally closed contact).
NO - Volt free (Normally open contact).

- The MYMESH-RELAYVF has an integrated antenna for easy integration. To ensure a good radio connection, do not cover with metal.

OPERATION

To control the lighting load (or other connected load) the load must be wired to the MYMESH-RELAYVF switching relay as shown in diagram 1.

The lighting can then be controlled via other Mymesh enabled controls and configured.

Commissioning is done through the Mymesh Buildings GUI.

PRECAUTIONS

- Ensure wires and cables are securely held within the connection terminals.
- Please ensure the most recent edition of the appropriate local wiring regulations are observed and suitable protection is provided e.g. 10 amps over current, 1kV over voltage.
- Disconnect the MYMESH-RELAYVF from the circuit before performing insulation testing of the wiring circuit.**

MAXIMUM LOADING	
Fluorescent lamps, either high frequency of switch start	10 amps (2300W)
Incandescent or mains halogen lamps	10 amps (2300W)
Electronic or wire wound transformers.	6 amps (1500W)
LED lamps and drivers (PF ≥ 0.95).	6 amps (1500W)
Compact fluorescent.	6 amps (1500W)
Fans	1 amp (250W)
Inrush current	120A, 20mS
RADIO TRANSCEIVER	
Operating frequencies:	2.4... 2,483 GHz
Max. output power:	+4 dBm
OPERATING CONDITIONS	
Ambient temperature:	-20... +50 °C
Storage temperature:	-25... +75 °C
Max. relative humidity:	0... 80%, non cond.
CONNECTORS	
Terminal block Wire size:	0.5mm ² - 2.5mm ² solid or stranded
Wire strip length:	6-7mm
Tightening torque:	0,4 Nm/4 Kgf.cm
MECHANICAL DATA	
Dimensions:	120mm x 50mm x 32mm
Weight:	115g (unpacked)
Degree of protection:	IP40
Protection class:	Built-in Class 2
Material (casing)	Flame-retardant polycarbonate
Finish / Colour	Matt /White (RAL 9003)
Protection class:	Built-in Class 2
CONFORMITY AND STANDARDS	
EMC emission:	IEN60669-2-1:2004 inc. A12:2010
EMC immunity:	IEN60669-2-1:2004 inc. A12:2010
Safety:	IEN60669-2-1:2004 inc. A12:2010
Environment:	Complies with WEEE (PRN BA5544XY) and RoHS directives

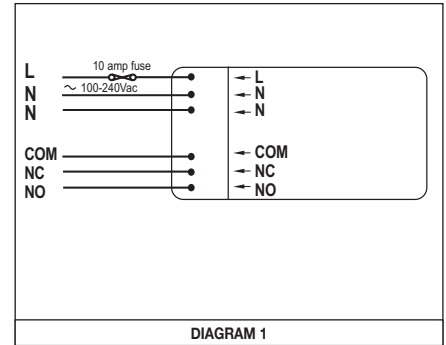


DIAGRAM 1

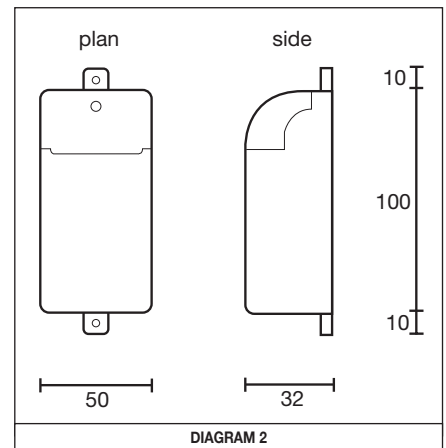


DIAGRAM 2

5 YEAR WARRANTY

MYMESH-RELAYVF comes with a 5 year warranty from the date of manufacturing and is CE tested.



DANLERS Limited, Vincients Road, CHIPPENHAM, Wiltshire, SN14 6NQ, UK.
Telephone: +44 (0)1249 443377 Fax: +44 (0)1249 443388 E-mail: sales@danlers.co.uk
www.danlers.co.uk

Company Registered Number 2570169 VAT Registration Number 543 5491 38

13/05/2026

DAT0474 MYMESH-RELAYVF

DANLERS