

CBU-HBSP IP66

IP66 Rated Ceiling High Bay (Spot) Passive Infra Red (PIR) Occupancy Detector & Photocell

Input: 100-240 Vac 50/60Hz

CASAMBI



PLEASE READ THESE INSTRUCTIONS BEFORE INSTALLING THE PRODUCT
NOTE: CBU-HBSP IP66 is only compatible to work with CASAMBI enable equipment

This CBU-HBSP IP66 High Bay (Spot Detection) Lighting Control has an IP66 rated weatherproof enclosure and can be ceiling mounted. Configurable via the free to download Casambi APP on Google Play or Apple APP Store.



INSTALLATION

To be installed by a competent person with reference to BS 7671 or equivalent local standards. If in doubt consult a qualified electrician.

- Plan where the CBU-HBSP IP66 is to be located (see diagram 1). Switch off supply and check for hidden cables and pipes.
- Remove the front cover by quarter turning the four quick release fasteners to the '0' position (see diagram 4 overleaf).
- Mount the back section of the mounting box in the required location via the 4 corner holes.
- Thread mains cable carefully through the required membrane entry point.
- Unclip the internal back plate. Remove the required knock out if replacing the optional internal back plate.
- Thread mains cable into the unit. The CBU-HBSP IP66 should be connected as shown in diagram 2:
L - Live in. N - Neutral in.
- Reclip the internal back plate if required.
- Replace the front cover ensuring the quick release fasteners are secured in the '1' position.

OPERATION

To check the operation of the CBU-HBSP IP66:

- Turn on the supply then after 20 seconds if the sensor has recognised movement of a person within its zone of detection the integral red LED on CBU-HBSP IP66 will stay illuminated for 4 seconds before the red LED turns off.
- Thereafter, every time movement is detected by CBU-HBSP IP66 the integral red LED will stay illuminated for 4 seconds.

The control also features adjustable time out (time lag) control and daylight threshold control which are configured by the Casambi APP.

PRECAUTIONS

- Do not place the CBU-HBSP IP66 near heat sources, fans or in ventilated ceiling voids.
- CBU-HBSP IP66 can be wired in parallel (sharing the same Live and Neutral).
- Do not place close to, or positioned such that, any light source points directly into the CBU-HBSP IP66.
- Ensure wires and cables are securely held within the connection terminals.
- The CBU-HBSP IP66 should be protected by a 5 or 6 Ampere mcb or fuse.
- Disconnect the CBU-HBSP IP66 from the circuit before performing insulation testing of the wiring circuit.**

TECHNICAL DETAILS

INPUT	
Voltage:	100 - 240Vac
Frequency:	50/60Hz
Max. mains current:	20mA
Standby current:	14mA
RADIO TRANSCIVER	
Operating frequencies:	2.4... 2,483 GHz
Max. output power:	+4 dBm
LUX PARAMETERS	
Range:	5 - 2000 lux
OPERATING CONDITIONS	
Note: The temperature difference between the detection target and the background must be at least 4 °C.	
Ambient temperature:	-20... +40 °C (out 20mA)
Storage temperature:	-25... +75 °C
Max. relative humidity:	0... 80%, non cond.
CONNECTORS	
Terminal block Wire size:	0.5mm ² - 2.5mm ² solid or stranded
Wire strip length:	6-7mm
Tightening torque:	0,4 Nm/4 Kgf.cm
MECHANICAL DATA	
Dimensions:	110mm x 110mm x 73mm
Weight:	255g (unpacked)
Degree of protection:	IP66
Protection class:	Built-in Class 2
Material (casing)	Flame-retardant polycarbonate/ Polypropylene.
Finish / Colour: WM-HBSP IP66 GR	Matt /Grey (RAL 7035)
Finish / Colour: WM-HBSP IP66 WH	White (RAL 9001)
Finish / Colour: WM-HBSP IP66 BL	Black (RAL 9005)
Protection class:	Built-in Class 2
CONFORMITY AND STANDARDS	
EMC emission: EN 301 489-1 V2.2.0, EN 301 489-17 V3.1.1, EN 55032: 2015, EN61000-3-2: 2014, EN61000-3-3: 2013	
EMC immunity: EN 301 489-1 V2.2.0, EN 301 489-17 V3.1.1	
Environment: Complies with WEEE and RoHS directives	
CB scheme: IEC60669-1:1998, IEC60669-1:1998/AMD1:1999, IEC60669-1:1998/AMD2:2006, IEC60669-2:2002, IEC60669-2-1:2002/AMD1:2008,	

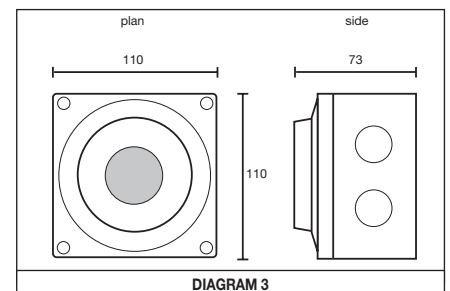
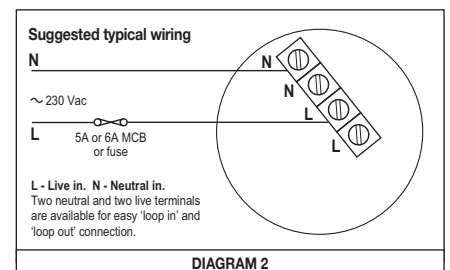
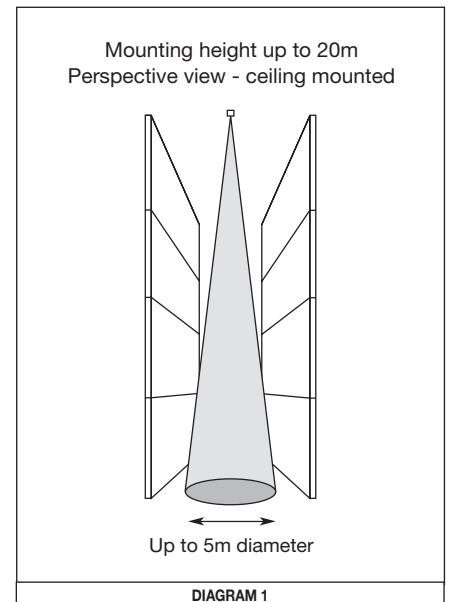
COLOUR OPTIONS

This product is available in 3 colour options designated by the following product codes:

Grey: **CBU-HBSP IP66 GY**
White: **CBU-HBSP IP66 WH**
Black: **CBU-HBSP IP66 BK**

5 YEAR WARRANTY

CBU-HBSP IP66 (XX) comes with a 5 year warranty from the date of manufacture and is CE marked.



DANLERS Limited, Vincients Road, CHIPPENHAM, Wiltshire, SN14 6NQ, UK.
Telephone: +44 (0)1249 443377 Fax: +44 (0)1249 443388 E-mail: sales@danlers.co.uk
www.danlers.co.uk

Company Registered Number 2570169 VAT Registration Number 543 5491 38

CBU-HBSP IP66

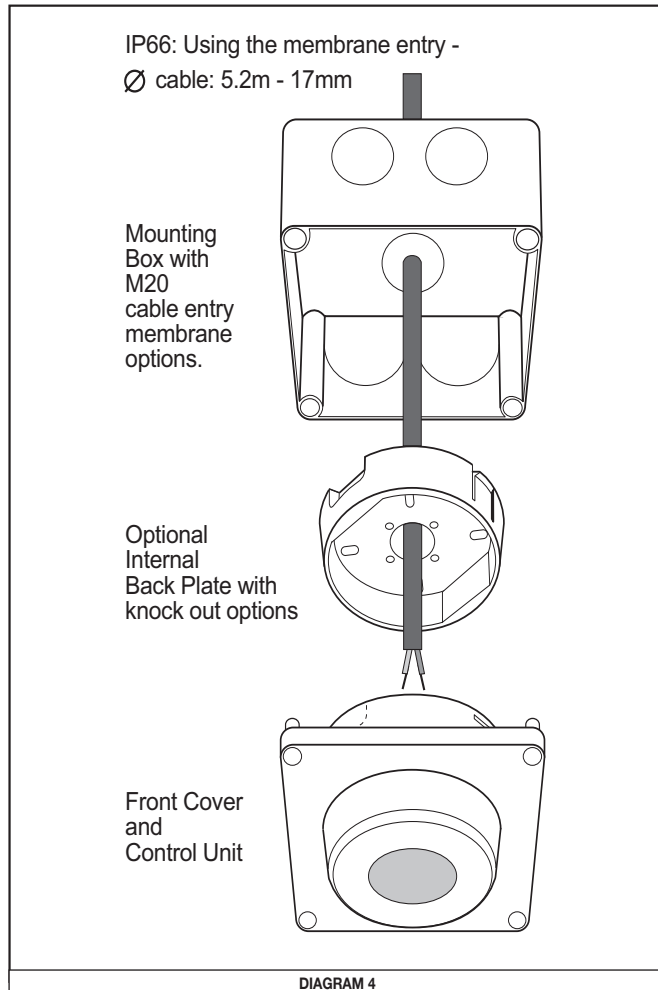
IP66 Rated Ceiling High Bay (Spot) Passive Infra Red (PIR) Occupancy Detector & Photocell

Input: 100-240 Vac 50/60Hz

CASAMBI



PLEASE READ THESE INSTRUCTIONS BEFORE INSTALLING THE PRODUCT
NOTE: CBU-HBSP IP66 is only compatible to work with CASAMBI enable equipment



DANLERS Limited, Vincients Road, CHIPPENHAM, Wiltshire, SN14 6NQ, UK.
Telephone: +44 (0)1249 443377 Fax: +44 (0)1249 443388 E-mail: sales@danlers.co.uk
www.danlers.co.uk

Company Registered Number 2570169 VAT Registration Number 543 5491 38

DANLERS